

IMPCO is the world leader to the Original Equipment Manufacturer market and after market in supplying gaseous fuel management and storage systems and components that allow internal combustion engines to operate on clean alternative fuels such as propane (LP Gas) and natural gas.


Our business is the technology development, manufacturing and world wide marketing of products that support the efficient use of alternative fuels in propulsion systems. We are committed to providing quality, reliable and cost effective products and systems with high customer value and a better environment.

IMPCO is a company dedicated to a better world through cleaner air.



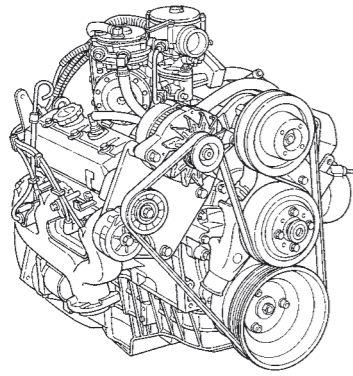
IMPCO-Beru Technologies B.V.
Distributieweg 9
2645 EG Delfgauw
The Netherlands
Tel: +31 (0)15 274 25 55
Fax: +31 (0)15 274 25 59
E-mail: info@impco.nl
Internet: www.impco.nl

IMPCO SOLUTIONS FOR GASEOUS FUELED INDUSTRIAL ENGINES



GM 4.3L INDUSTRIAL ENGINE





BASIC ENGINE DATA

Engine model:	GM 4.3L V6
Number of cylinders:	90 degree V6
Displacement:	4294 cc
Weight, dry:	197 kg

The GM 4.3L V6 engine features overall size and weight advantages with superior power-to-weight ratios and proven durability.

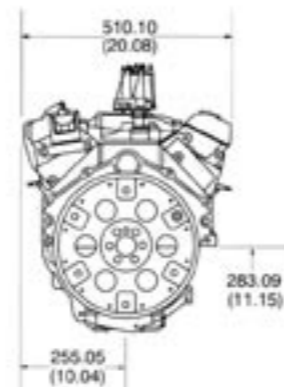
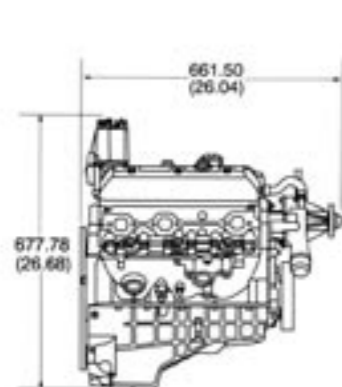
SPECIFICATIONS

Rated Power:	93kW@3000 (LPG)
Max Torque:	330Nm@3000 (LPG)
Fuels:	Propane / 80% Butane 20% Propane/ Natural Gas
Cooling:	Liquid

GM 4.3 LITER V6 INDUSTRIAL ENGINE

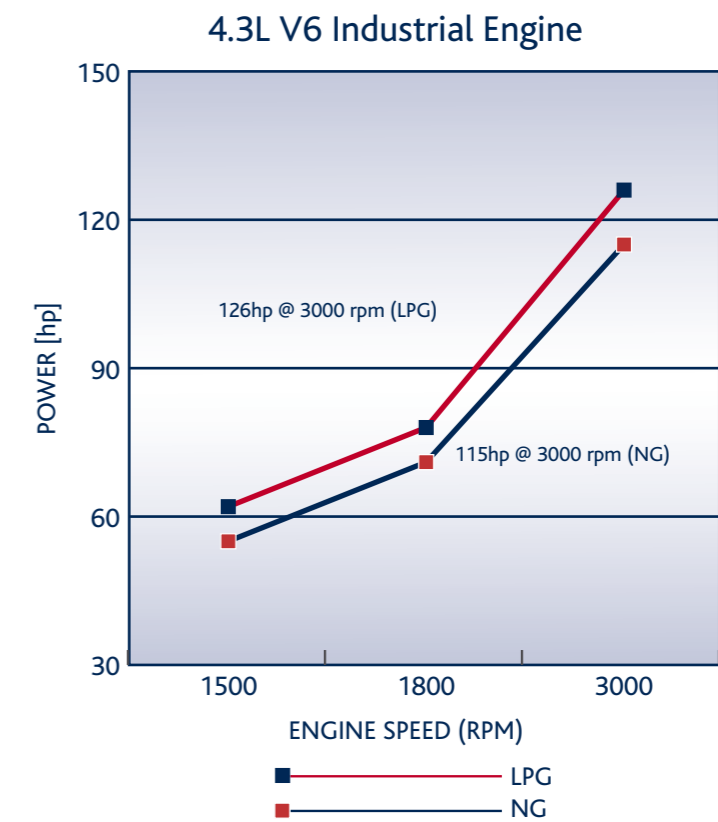
FEATURES & BENEFITS

- Designed for use with gasoline, LPG and Natural Gas
- Roller valve filters and roller rocker arms for reduced friction and improved fuel economy
- Nodular iron crankshaft for increased strength
- Sintered powdered-metal exhaust valve seats for enhanced durability
- Counter rotating balance shaft for smooth performance and low noise
- High Energy Ignition (HEI) distributor and coil
- Intake / Exhaust manifold are standard
- Common rear face on most GM Powertrain engines for easy hook-up with housing
- World-class engine sealing system for superior leak protection



STANDARD ENGINE CONFIGURATION

- Block & Hardware
- 12 Volt Starter
- Standard Fuel System
- Ignition System
- Pulley System with Alternator
- Exhaust Manifold Dry
- Oil Filter & Dipstick
- Thermostat & Housing
- Crankcase Vent
- Flywheel, Cast Iron
- Water Pump, Circulation



POWER TAKE-OFF OPTIONS

- Flywheel Housing SAE#3
- Flywheel Adapter 10-11,5"
- Rockford PTO Assembly 3-11,5-1

MOUNTING OPTIONS

- Single Front Mount Support (1)
- Rear Mount Support (2) Not used W/PTO
- Adjustable Mount (1)

FUEL SYSTEM OPTIONS

- LPG (Mixer, Throttle Body, Fuel Lock, Regulator)
- LPG W/Governor (Same As Above W/Veloccity Governor)
- NG (Mixer, Throttle Body & Air Cleaner)
- NG W/Governor (Same As Above W/Elec. Governor)
- Closed Loop Fuel System Kit